

Helping Customers Innovate, Improve & Grow



OX-203

Description

The Holdover Reference Oscillator family is designed specifically to meet the need for a high accuracy cost effective backup reference.

These high stability oscillators will provide consistent, repeatable, extended holdover to the stated phase accuracy - making them ideal for applications where GPS, 1588 or other sources of timing are intermittent or prone to extended periods of unavailability.

Features

- Available in 8 hour and 24 hour version
- Holdover accuracy available to $\leq 8\mu\text{s}$ and $\leq 1\mu\text{s}$
- Specifically designed for inter-operability with existing designs based on conventional OCXO's.
- Advanced digital compensation techniques take place inside the Holdover Reference - no need for programming or other user intervention.

Applications

- Precision Timing Applications in:
 - Wireless Base Stations
 - Wireless Backhaul
 - Digital Video Broadcast
 - Low latency optical networking
 - Power distribution
 - Test and Measurement

Specifications

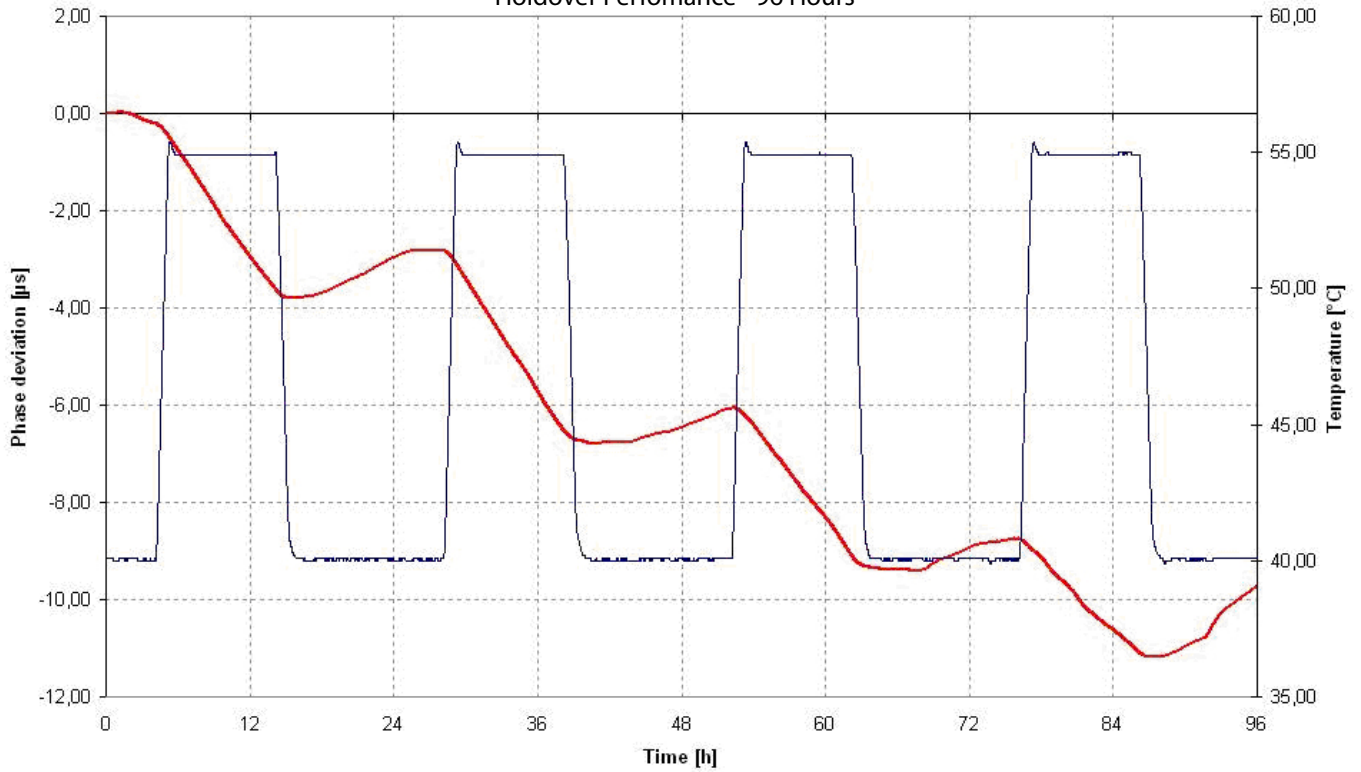
Parameter	Min	Typical	Max	Units	Condition
Output Frequency	5		20	MHz	
Holdover Accuracy over 8 hours (ordering option)			8.0	μs	15°C range, Vs $\pm 5\%$, Load $\pm 5\%$, after 24 hours of operation
Holdover Accuracy over 8 hours (ordering option)			1.0	μs	15°C range, Vs $\pm 5\%$, Load $\pm 5\%$, after 24 hours of operation
Holdover Accuracy over 24 hours (ordering option)			8.0	μs	15°C range, Vs $\pm 5\%$, Load $\pm 5\%$, after 24 hours of operation
Warm up time			5	minutes	to $\pm 10\text{ppb}$ of final frequency (1 hour reading) @25 °C

Specifications (continued)

Parameter	Min	Typical	Max	Units	Condition
Supply					
Supply voltage	4.75	5	5.25	Vdc	
Power Consumption			3.1	Watts	during warmup
Power Consumption			1.5	Watts	steady state at 25 °C
Output					
Signal	HCMOS				
Load		15		pF	
Signal Level (Vol)			0.5	Vdc	With Vs=5.0 and 15pF load
Signal Level (Voh)	3.5			Vdc	With Vs=5.0 and 15pF load
Duty Cycle	40		60	%	@ (Voh-Vol)/2
Signal	Sine Wave				
Load		50		Ohm	
Output Power @ 5.0V	0	3	6	dBm	50 Ohm Load
Sub Harmonics			-25	dBc	50 Ohm Load
Spurious			-65	dBc	50 Ohm Load
Tuning Range	Fixed OCXO; No adjustment				
Tuning Range	+0.15		+0.4	ppm	
Linearity	10%				
Tuning Slope	Positive				
Control Voltage Range	0	1.65	3.3	Vdc	With Vs = 5.0 Vdc
Phase Noise 1 Hz		-98	-90	dBc/Hz	@10MHz
Phase Noise 10 Hz		-125	-120	dBc/Hz	
Phase Noise 100 Hz		-135	-130	dBc/Hz	
Phase Noise 1kHz		-143	-138	dBc/Hz	
Phase Noise 10kHz		-150	-145	dBc/Hz	
Maximum Ratings					
Maximum supply voltage			6.0	Vdc	
Maximum output load			50	pF	
Operable Temperature Range	-40		85	°C	
Storage Temperature Range	-55		85	°C	
Mechanical					
Weight	16.0			g	
Dimensions	25.8x25.8x15.35			mm	

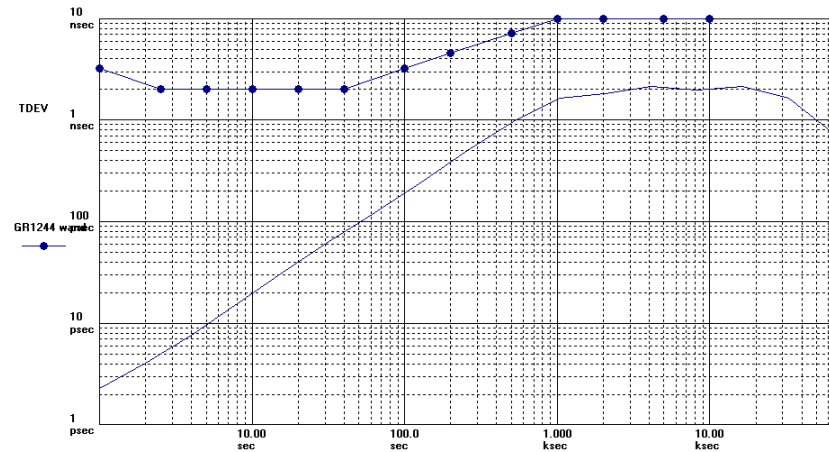
Typical Performance Data

Holdover Performance - 96 Hours

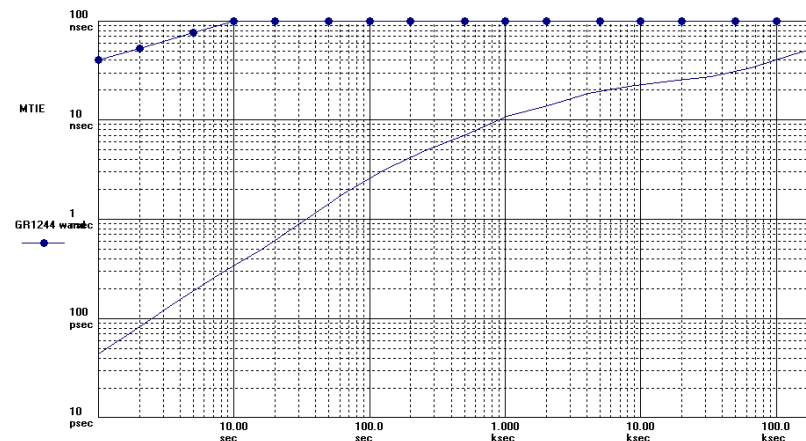


MTIE and TDEV - 0.3mHz loop filter bandwidth

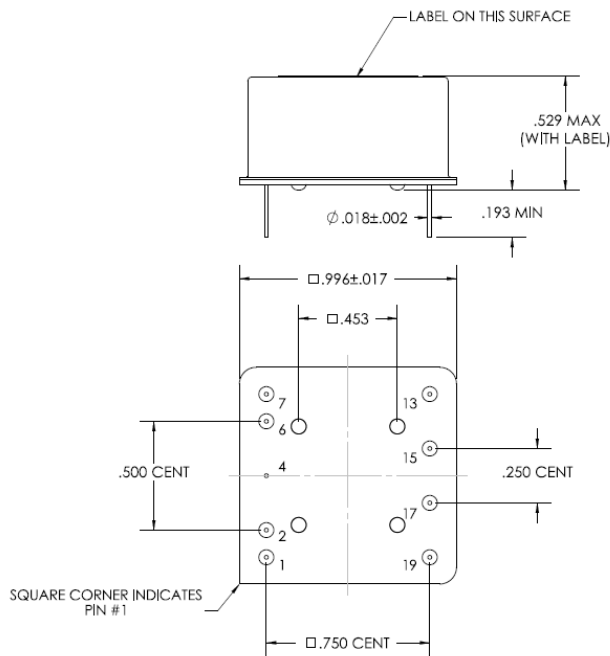
Symmetricon TimeMonitor Analyzer (file=Typ_OX-203-0001-10M00_Tau1s.phd)
TDEV: No. Avg=1; Fo=10.00 MHz; 8/3/2011 1:33:27 PM
Stable32 Phase; Samples: 200000



Symmetricon TimeMonitor Analyzer (file=Typ_OX-203-0001-10M00_Tau1s.phd)
MTIE: Fo=10.00 MHz; F=1000.0 mHz; 8/3/2011 1:33:27 PM
Stable32 Phase; Samples: 200000



Outline Drawing



Pin Assignment	
Pin	Connection
1	RF Output
2	Do Not Connect
4	Case Ground
6	Do Not Connect
7	EFC (Frequency Control)
13	Do Not Connect
15	Do Not Connect
17	Do Not Connect
19	Supply Voltage

Ordering Information

OX - 203 1 - D A E - 808 0 - 10M0000000

Product

OX: OCXO

Frequency

Package Type

203: THT Version

Frequency Control

0: No Tuning

1: ± 0.15 to ± 0.4 ppm

Height

1: 15.35mm

Holdover Range

808: 8 μ s over 8 hours

824: 8 μ s over 24 hours

108: 1 μ s over 8 hours

Supply Voltage

D: 5.0V

Temperature Range

E: -40 to +85 °C

J: -20 to +70 °C

P: 0 to +50 °C

Output

A: HCMOS

E: Sinewave

**Note: not all combination of options are available.
Other specifications may be available upon request.*

For Additional Information, Please Contact

USA:

Vectron International
267 Lowell Road
Hudson, NH 03051
Tel: 1.888.328.7661
Fax: 1.888.329.8328

Europe:

Vectron International
Landstrasse, D-74924
Neckarbischofsheim, Germany
Tel: +49 (0) 3328.4784.17
Fax: +49 (0) 3328.4784.30

Asia:

Vectron International
1F-2F, No 8 Workshop, No 308 Fenju Road
WaiGaoQiao Free Trade Zone
Pudong, Shanghai, China 200131
Tel: 86.21.5048.0777
Fax: 86.21.5048.1881

Disclaimer

Vectron International reserves the right to make changes to the product(s) and or information contained herein without notice. No liability is assumed as a result of their use or application. No rights under any patent accompany the sale of any such product(s) or information.

Revision 10/06/2011