

**Panasonic**  
ideas for life

# GTseries


Programmable Display

GT01 GT01R GT11 GT21C GT32M/T

NEW

NEW

**So real you'll want to touch it.**



Programmable Display GT Series  
ARCT1B279E '06.12

**New**

All LCD pictures in this catalog are simulated images.

CTi Automation - Phone: 800.894.0412 - Fax: 208.368.0415 - Web: [www.ctiautomation.net](http://www.ctiautomation.net) - Email: [info@ctiautomation.net](mailto:info@ctiautomation.net)

**Feel the sophisticated operability  
through the touch panel.**



GT32M/GT32T Actual size

# GTseries

# GT32M

Programmable Display

6-inch monochrome	2 colors (white/blue)	CFL backlight	32 chars. ×24 lines	320×240 dots	Free switch layout (8×8 dots min.)	RS232C/ RS422 (RS485)	USB	SD	Through function	24V DC
----------------------	--------------------------	------------------	------------------------	-----------------	--	-----------------------------	-----	----	---------------------	--------

Clear and beautiful display achieved by the high-definition long-life CFL backlight



The industry's smallest size in the 5-inch class, and 39.1-mm thin and cool body design (GT32M/GT32T)

■ Large display with space-saving outer dimensions of 163.2 x 128.8 x 39.1 mm

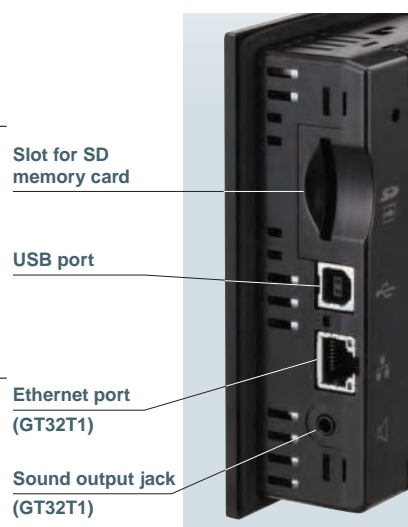
SD memory card slot as standard equipment (1 GB max) (GT32M/GT32T)

■ Easy to copy screen data. Also serves as storage for output sound files.

USB interface as standard equipment (GT32M/GT32T)

■ You can connect your PC and GT32 using your USB cable\*2 to transfer screen data.

Also supports the "through" function for our FP series PLC.



Transformer-isolated power supply (GT32M/GT32T)

■ The isolated power supply enhances the reliability.

\*1: Compared with GT30.

\*2: Please use a commercially available AB type USB cable.

• GTWIN Ver. 2.8 or later is required to use GT32.  
• The GT32M cannot display gradations.

# GT32T

Programmable Display

6-inch  
color

TFT  
4,096  
colors

CFL  
backlight

32 chars.  
x24 lines

320x240  
dots

Free switch  
layout  
(8x8 dots min.)

RS232C/  
RS422  
(RS485)

USB

SD

Ethernet  
(GT32T1)

Sound  
output  
(GT32T1)

Through  
function

24V DC

More beautiful and expressive 4,096-color TFT LCD

**4,096-color**  
**256 times**  
(Compared with our  
conventional  
model)\*1

39.1 mm 2.6 mm

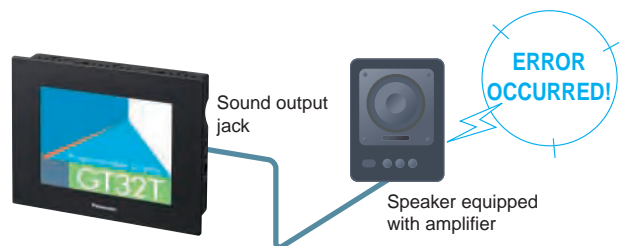


GT32T equipped with 4096-color TFT display and GT32M equipped with high-brightness long-life backlight

- The TFT color type and monochrome type are available in the same size. GT32T0/GT32T1 is ideal for use with upscale equipment models or color-coded operation instructions. GT32M is ideal for equipment that needs to be simple, such as in-house equipment.

## Sound output function (GT32T1)

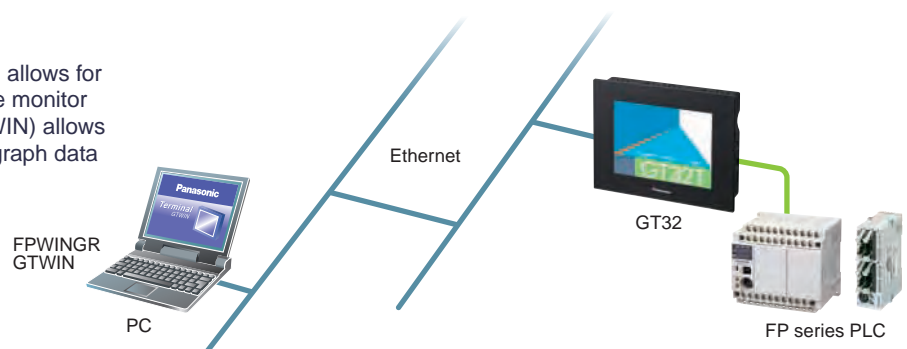
- Audio information as well as visual and tactile information allows for more reliable control by operators.



## Ethernet connection (GT32T1)

- GT32T1 supports Ethernet connection, allowing for the “through” function for our FP series PLC in a remote location.

GT32T1 supports Ethernet connection, which allows for program transfer to FP series and enables the monitor function. GT Memory Editor (attached to GTWIN) allows you to make alarm record data files and line graph data files, and edit internal memory.

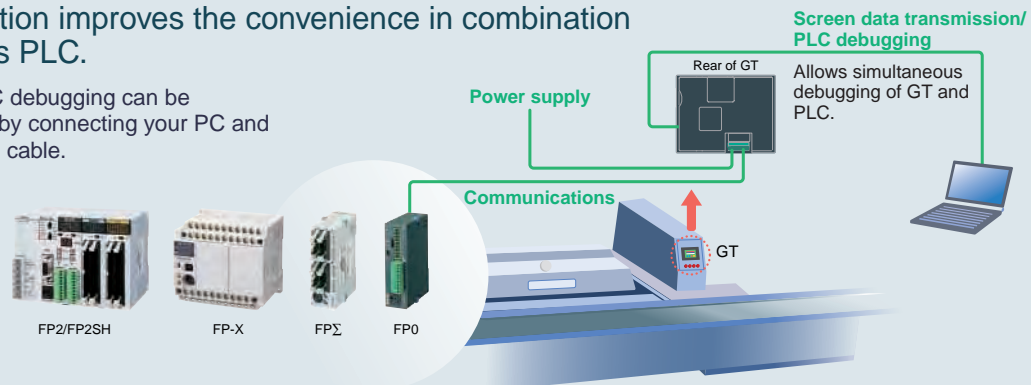




## Simple connection and maintenance

- The through function improves the convenience in combination with our FP series PLC.

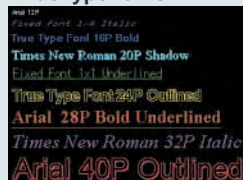
GT data transfer and PLC debugging can be simultaneously executed by connecting your PC and GT with an Ethernet/USB cable.



## Great diversity and variety of use


- The 6-inch screen provides a wide variety of display functions that improve the workability for operators.

### “TrueType fonts”



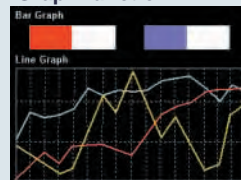
With the TrueType fonts, the screen can display up to 768 characters at a time (32 chars. x 24 lines) and therefore be used effectively.

### “Analog-touch design”



You can freely position switches as small as 8 x 8 dots.

### “Graph function”




You can identify the production or operation status in line or bar graph form.

### “Recipe function”



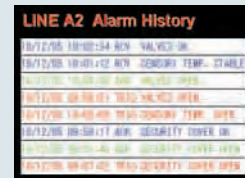
Settings by product item and other data (up to 3,600 words) can be transferred to PLC, simplifying PLC programming.

### “Flow Display function”



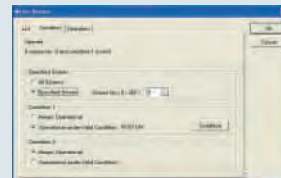
A flowing message of up to 64 characters (two-byte) can be displayed at the bottom of the screen. (128 messages)

### “Alarm list”



Alarm activation, check, and recovery can be recorded and displayed.

### “Write Device function”



This function writes the PLC values or turns bits on/off according to the PLC status or the screen No.

- The language switching function facilitates PLC programming and screen switching.

Conventionally, screens were created for each language. With this new language switching function, data can be entered in all available languages for each part. The same screens can be created all at once, and ladder diagram creation is also easier. The character table (below picture) for switching the language display can be edited in Excel and imported.

	Japanese	English	Simplified Chinese	Traditional Chinese	Korean
000 SW0	日本語	English	简体中国語	繁體中國語	한국어
000 SW0	ありがとうございます	Thank you	热烈欢迎	請多指教	안녕하
000 SW1 1		1	1	1	1
000 SW1 2		2	2	2	2


### ■ Available languages



- There are two types of communication [RS232C/RS422 (RS485)]. Connection with PLCs of a variety of manufacturers is possible. (Please refer to the compatible PLC list.)

The RS422 type can be connected at a maximum distance of 500m.

The user-friendly interface makes screen creation easier.



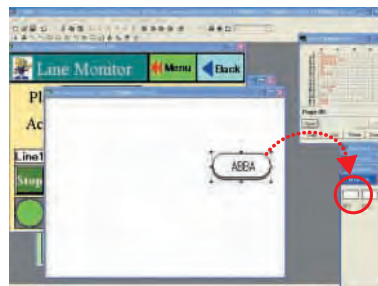
## ■ Multilingual menu screen

The menu can be indicated in Japanese/English/simplified Chinese/German/Italian/Spanish.



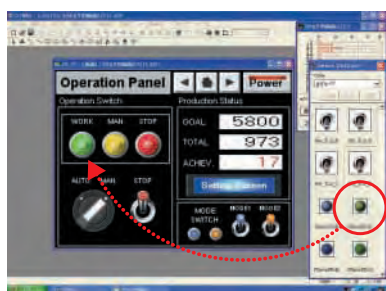
## ■ Just drag and drop your original parts to be registered.

You can also register your preset original parts easily by drag-and-drop operations.




## ■ Simply drag and drop parts.

You can easily create screens by just dragging parts from the library and dropping them anywhere you want.



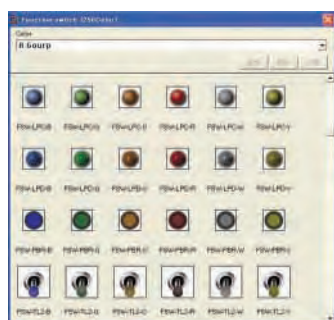
## ■ 256-color 3D buttons (for GT21C/GT32T)

3D-design buttons with higher visibility and operability are available.



## ■ More user-friendly parts libraries

In the previous version, the required parts library had to be selected from the menu every time it was needed. The new version displays a list of parts libraries, making them more user-friendly.



## ■ Screen copy in bitmap form

You can output screen images in bitmap form and use them in off-the-shelf applications. This is useful for preparing equipment operation manuals.










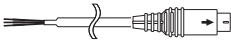




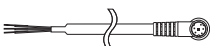









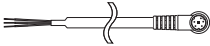




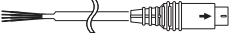





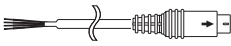


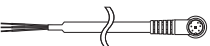


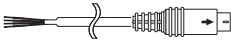
## ■ Firmware upgrading function (GT01/GT11/GT21C/GT32)

Before transferring screen data, tick "Automatic firmware update" to automatically upgrade the display if the display version is older than the firmware version in GTWIN.






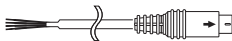


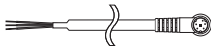



You can keep the firmware version upgraded by using the latest version of GTWIN.



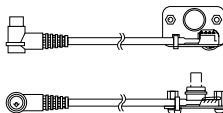



• GTWIN Ver. 2.8 is not compatible with Windows® 95, 98, Me or NT. For details, please contact our sales office.

You can download a trial version of GTWIN Ver. 2 from Automation Controls Business Unit Website.  
(Login as Web Members is required.)

Model	Rated voltage	Communication port	Part No.				PLC connection cable
			GT01 Black	GT01R Pure black	GT01 Ash gray	GT01R Hairline silver	
<b>GT01</b> (green/ orange/red)/ <b>GT01R</b> (white/red/ pink)	5V DC	RS232C	 Part No.: <b>AIGT0030B1</b>	 Part No.: <b>AIGT0230B1</b>	 Part No.: <b>AIGT0030H1</b>	 Part No.: <b>AIGT0230H1</b>	 Cable (2 m) for direct connection to the TOOL port of our PLC 5-pin mini-DIN connector — 4 single wires + Shielding wire Part No.: <b>AIGT8142</b> Note: This cable is for GT01/GT01R, and power is supplied through the TOOL port.
		RS422 (RS485)	 Part No.: <b>AIGT0032B1</b>	 Part No.: <b>AIGT0232B1</b>	 Part No.: <b>AIGT0032H1</b>	 Part No.: <b>AIGT0232H1</b>	 Cable (2 m) for direct connection to the Mitsubishi Electric FX Series 8-pin mini-DIN connector — 6 single wires + Shielding wire Part No.: <b>AIGT8152</b> Note: This cable is for GT01/GT01R, and power is supplied through the TOOL port.
	24V DC	RS232C	 Part No.: <b>AIGT0030B</b>	 Part No.: <b>AIGT0230B</b>	 Part No.: <b>AIGT0030H</b>	 Part No.: <b>AIGT0230H</b>	 PLC connection cable 5-pin mini-DIN connector — 3 single wires + Shielding wire Part No.: <b>AIGT8162</b> (2 m) AIGT8165 (5 m) and AIGT8160 (10 m) are also available.
		RS422 (RS485)	 Part No.: <b>AIGT0032B</b>	 Part No.: <b>AIGT0232B</b>	 Part No.: <b>AIGT0032H</b>	 Part No.: <b>AIGT0232H</b>	 PLC connection cable (5 m) 8-pin mini-DIN connector — 4 single wires + Shielding wire Part No.: <b>AIGT8175</b>
<b>GT11</b> (green/ orange/red)/ (white)	24V DC	RS232C	 Part No.: <b>AIGT2030B</b>	 Part No.: <b>AIGT2130B</b>	 Part No.: <b>AIGT2030H</b>	 Part No.: <b>AIGT2130H</b>	 PLC connection cable 5-pin mini-DIN connector — 3 single wires + Shielding wire Part No.: <b>AIGT8162</b> (2 m) AIGT8165 (5 m) and AIGT8160 (10 m) are also available.
		RS422 (RS485)	 Part No.: <b>AIGT2032B</b>	 Part No.: <b>AIGT2132B</b>	 Part No.: <b>AIGT2032H</b>	 Part No.: <b>AIGT2132H</b>	 PLC connection cable (5 m) 8-pin mini-DIN connector — 4 single wires + Shielding wire Part No.: <b>AIGT8175</b>
<b>GT21C</b> (STN color)	24V DC	RS232C	Pure black  Part No.: <b>AIGT2230B</b>		Hairline silver  Part No.: <b>AIGT2230H</b>		 PLC connection cable (2 m) 5-pin mini-DIN connector — 3 single wires + Shielding wire Part No.: <b>AIGT8162</b> AIGT8165 (5 m) and AIGT8160 (10 m) are also available.
		RS422 (RS485)	 Part No.: <b>AIGT2232B</b>		 Part No.: <b>AIGT2232H</b>		 PLC connection cable (5 m) 8-pin mini-DIN connector — 4 single wires + Shielding wire Part No.: <b>AIGT8175</b>
<b>GT32M</b> (STN monochrome)	24V DC	RS232C	Pure black  Part No.: <b>AIG32MQ02D</b>		Hairline silver  Part No.: <b>AIG32MQ03D</b>		 PLC connection cable (2 m) 5-pin mini-DIN connector — 3 single wires + Shielding wire Part No.: <b>AIGT8162</b> AIGT8165 (5 m) and AIGT8160 (10 m) are also available.
		RS422 (RS485)	 Part No.: <b>AIG32MQ04D</b>		 Part No.: <b>AIG32MQ05D</b>		 PLC connection cable (5 m) 8-pin mini-DIN connector — 4 single wires + Shielding wire Part No.: <b>AIGT8175</b>

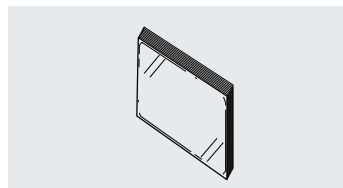
For connection, refer to the GT Series Technical Manual.

Model	Rated voltage	Communication port	Part No.		PLC connection cable
GT32T0 (TFT color)	24V DC	RS232C	Pure black	Silver	  PLC connection cable (2 m) 5-pin mini-DIN connector — 3 single wires + Shielding wire  Part No.: <b>AIGT8162</b> AIGT8165 (5 m) and AIGT8160 (10 m) are also available.
			 Part No.: <b>AIG32TQ02D</b>	 Part No.: <b>AIG32TQ03D</b>	
RS422 (RS485)		 Part No.: <b>AIG32TQ04D</b>	 Part No.: <b>AIG32TQ05D</b>	  PLC connection cable (5 m) 8-pin mini-DIN connector — 4 single wires + Shielding wire  Part No.: <b>AIGT8175</b>	
GT32T1 (TFT color) (Ethernet and sound output function supported)		RS232C	 Part No.: <b>AIG32TQ12D</b>	 Part No.: <b>AIG32TQ13D</b>	  PLC connection cable (2 m) 5-pin mini-DIN connector — 3 single wires + Shielding wire  Part No.: <b>AIGT8162</b> AIGT8165 (5 m) and AIGT8160 (10 m) are also available.
	RS422 (RS485)		 Part No.: <b>AIG32TQ14D</b>	 Part No.: <b>AIG32TQ15D</b>	  PLC connection cable (5 m) 8-pin mini-DIN connector — 4 single wires + Shielding wire  Part No.: <b>AIGT8175</b>

Screen data transmission cable (for DOS/V computers)	Terminal GTWIN Ver.2
 9-pin D-SUB connector — 5-pin mini-DIN connector (L type: 3 m) Part No.: <b>AFC8503</b>	 9-pin D-SUB connector — 5-pin mini-DIN connector (Straight type: 3 m) Part No.: <b>AFC8503S</b>
<b>Tool port panel extension cable</b>  Part No.: <b>AFC8532</b>	<div>    </div> <div> <b>English Version Tool Kit includes:</b>            GTWIN CD-ROM            GT Series Technical Manual (English Version)            Part No.: <b>AIGT8001V2</b> </div> <div> <b>Upgrade Version (English)</b>            Upgrades Terminal GTWIN Ver. 1 to Ver. 2.            Part No.: <b>AIGT8001V2R</b> </div> <div> <p>* Menus can be displayed in Japanese, English, Simplified Chinese, German, Italian, and Spanish.</p> <p>• GTWIN Ver. 2.8 is not compatible with Windows® 95, 98, Me or NT. For details, please contact our sales office.</p> </div>



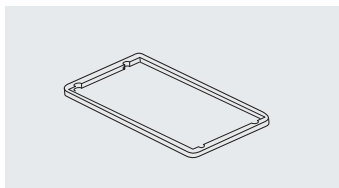
### Options



#### ■ Panel face protection sheets

10 sheets in a set (option)

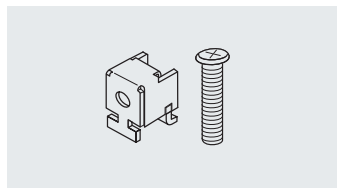
<b>GT01</b>	Part No.:	<b>AIGT080</b>
<b>GT01R</b>	Part No.:	<b>AIGT080R</b>
<b>GT11</b>	Part No.:	<b>AIGT280</b>
<b>GT21</b>	Part No.:	<b>AIGT28021</b>
<b>GT32</b>	Part No.:	<b>AIG32800</b>



#### ■ Waterproof packing

Waterproof packing (for replacement), 10 pieces in a set  
Package includes one set. One set is installed on main unit.

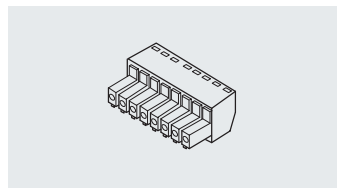
<b>GT01, GT01R</b>	Part No.:	<b>AIGT081</b>
<b>GT11</b>	Part No.:	<b>AIGT281</b>
<b>GT21</b>	Part No.:	<b>AIGT28121</b>
<b>GT32</b>	Part No.:	<b>AIG32810</b>



#### ■ GT01/GT01R/GT11 mounting parts

5 sets of mounting parts (4 parts/set)  
Package includes one set.

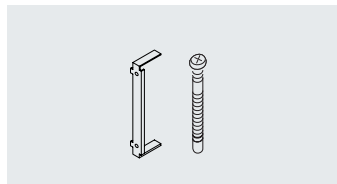
Part No.:	<b>AIGT083</b>
-----------	----------------



#### ■ Spare connector

COM. port connectors, 5 connectors in a set  
One piece is installed on main unit.

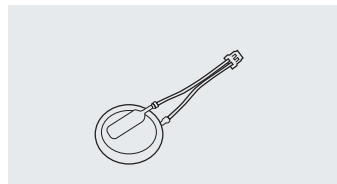
Part No.:	<b>AIGT084</b>
-----------	----------------



#### ■ GT21C/GT32 mounting parts

5 sets of GT21C/GT32 mounting parts (2 parts/set)  
Package includes one set.

Part No.:	<b>AIGT28321</b>
-----------	------------------




#### ■ GT32 backup battery

\* For GT11 and GT21C, please purchase a commercially available CR2032 battery.


Part No.:	<b>AFPX-BATT</b>
-----------	------------------

### Connection examples

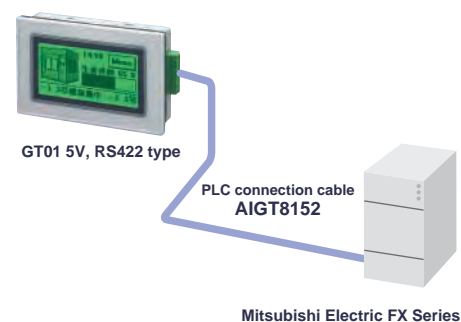
#### 1. Connection with FPΣ/FP0



#### 2. Distant connection with FPΣ



#### 3. Connection with Mitsubishi Electric FX Series



## PLC Compatibility

Models listed are the models that have been evaluated as of November, 2006.

Company	Series	Model	GT01/GT01R/GT11/GT21/GT32	
			RS232C type	RS422 (RS485) type*2
Matsushita Electric Works	FP series	FP-X	◎	○
		FP-Σ	◎	○
		FP-e	◎	○
		FP0	◎	○
		FP2	◎	○
		FP2SH	◎	○
Mitsubishi Electric*1	FX series	FX0N	○	◎
		FX1S	○	◎
		FX1N	○	◎
		FX1NC	○	◎
		FX2N	○	◎
		FX2NC	○	◎
		FX3UC	○	◎
	Q series	Q00CPU	◎	
		Q01CPU	◎	
		Q00JCPU	○	
		Q01CPU	○	
		Q00HCPU	○	
		Q25HCPU	○	
		Q12HCPU	○	
		Q06HCPU	○	
	A series	Q02HCPU	○	
		Q02CPU	○	
		A1N	○	
		A2N	○	
		A3N	○	
		A1S	○	
		A1SJ	○	
		A2SH	○	
		A1SH	○	
		A2CCPU24	◎	
Omron*1	C series	C200H	○	
		C200HS	◎	
		C500	○	
		C500F	○	
		C1000H	○	
		C2000	○	
		C2000H	○	
		C1000HF	○	
		C20H	◎	
		C28H	◎	
		C40H	◎	
		C120	○	
		C120F	○	
		CQM1-CPU42	◎	
		SRM1-C02	◎	
		CPM2A	◎	
		CPM1-20CDR-A	○	
		CQM1H-CPU21	◎	
		CPM2C	◎	
		CPM2B	◎	
	α series	C200HX-CPU85-Z	○	
		C200HX-CPU64	○	
		C200HX-CPU44	○	
		C200HE-CPU42	○	
		C200HG-CPU63	○	
		C200HG-CPU43	○	
		C200HE-CPU42-Z	◎	
		C200HX-CPU64-Z	○	

Company	Series	Model	GT01/GT01R/GT11/GT21/GT32	
			RS232C type	RS422 (RS485) type*2
Omron*1	CV series	CV500	◎	
		CV1000	◎	
		CVM1	◎	
	CS1 series	CS1H-CPU67	◎	
		S1H-CPU66	◎	
		CS1H-CPU65	◎	
		CS1H-CPU64	◎	
		CS1H-CPU63	◎	
		CS1G-CPU45	◎	
		CS1G-CPU44	◎	
		CS1G-CPU43	◎	
		CS1G-CPU42	◎	
	CJ1 series	CJ1H	◎	
		CJ1M	◎	
		CJ1G	◎	
	CP1 series	CP1H	○	
Toshiba Machine*1	TC mini series		◎ Models with RS232C port	◎ Models with RS485 port
Yokogawa Electric*1	FA-M3 series	F3SP59-7S	◎	
		F3SP58-6S	◎	
		F3SP58-6H	◎	
		F3SP53-4S	◎	
		F3SP53-4H	◎	
		F3SP38-6S	◎	
		F3SP38-6N	◎	
		F3SP35-5N	◎	
		F3SP28-3S	◎	
		F3SP28-3N	◎	
KEYENCE*1	KV series	KV-10/16/24/40	◎	
		KV-700	◎	○
		KV-1000	◎	○
ALLEN-BRADLEY*1 Models that support DF protocol	MicroLogix series	MicroLogix1000	◎	
	SLC-5 series	SLC-5/03	◎	
Siemens*1	S7-200 series	CPU222	○	◎
		CPU216	○	◎
		CPU215	○	◎
		CPU214	○	◎
		CPU212	○	◎
LG*1	MASTER-K series	80S	◎	
		200S	◎	
		300S	○	
		1000S	○	
Modbus*1	Models that support RTU protocol	*3	◎	◎
General-purpose serial*1	MEW dedicated protocol	*3	◎	◎

\*1. PLCs other than Matsushita Electric Works FP series may be limited in the type of device that can be used and addresses. Please see manual for details.

\*2. Communication may not be possible when using RS485 depending on the sending and receiving timing with the other device.

\*3. We cannot specify what other device you should use; therefore, please test it using the actual equipment before using.

◎: Direct connection is possible to the CPU unit of the PLC.

○: Connection is possible using the communications unit or a signal conversion cable, etc.  
(Example: The QJ71C24N or QJ71C24N-R2 calculator link unit is required when using the Mitsubishi Q Series.)

×: Connection is not possible

Blank: Not evaluated.

For details about devices and addresses that can be used, please refer to the GT Series Technical Manual "Connecting and Communicating with the PLCs". This manual can be downloaded from our site at <http://www.mew.co.jp/ac/el/>. (User registration is required before you can download.)

## Specifications

Item		GT01 / GT01R				GT11		GT21C		GT32M		GT32T0		GT32T1	
		5V/RS232C	5V/RS422	24V/RS232C	24V/RS422	RS232C	RS422	RS232C	RS422	RS232C	RS422	RS232C	RS422	RS232C	RS422
Rated voltage		5 V DC				24 V DC									
Operating voltage range		4.5 to 5.5 V DC				21.6 to 26.4 V DC									
Power consumption		1W max.	1.1W max.	2W max.		2.4W max.		4.8W max.		10W max.				12W max.	
Power supply unit isolation method		—										Transformer isolation			
Ambient temperature		0 to 50°C				0 to 50°C		0 to 50°C*1		0 to 50°C*2					
Ambient humidity		20 to 85% RH (No dew condensation)													
Storage temperature		-20 to 60°C													
Storage humidity		10 to 85% RH (No dew condensation)													
Vibration resistance		10 to 55 Hz (1-minute cycle): Double amplitude: 0.75 mm, 10 minutes in each of the X, Y, and Z directions													
Shock resistance		98 m/s <sup>2</sup> min: 4 times in each of the X, Y, and Z directions													
Superposed noise suppression		1,000 V [P-P] min, pulse width of 50 ns, 1 μs between power supply terminals (by a noise simulator) *AIGT0030B1/AIGT0030H1: When the ferrite device supplied with our PLC connection cable (AIGT8142) is mounted													
Environmental resistance		IP65 (in the initial stages) Dust-proof and drip-proof from the front of the panel only (Rubber packing is attached to the panel contact surface.) *When reattaching the panel, replace the waterproof packing.													
Mass		Approx. 160 g				Approx. 230 g		Approx. 330 g		Approx. 500 g		Approx. 470 g		Approx. 480 g	
Display	Display device	STN monochrome LCD				STN monochrome LCD		STN color LCD		STN monochrome LCD		TFT color LCD			
	Resolution	128 (W) x 64 (H) dots				240 (W) x 96 (H) dots		320 (W) x 240 (H) dots							
	Display color	2 colors (black/white)				2 colors (black/white)		256 colors		2 colors (blue/white)		4,096 colors			
	Displayable area	70.38 (W) x 35.18 (H) mm				96.0 (W) x 38.4 (H) mm		98.0 (W) x 74.0 (H) mm		113.2 (W) x 86.4 (H) mm		110.8 (W) x 83.6 (H) mm			
	Backlight	GT01: 3-color LED (green, orange, red) GT01R: 3-color LED (white, red, pink) *No need for replacement				3-color LED (green, orange, red) /White LED *No need for replacement		White LED backlight *No need for replacement		CFL [Average life; GT32M: 75,000 hours (25°C), GT32T: 50,000 hours (25°C)]					
Functions	Font types	Fixed (GTWIN) : 8 x 8, 16 x 8, and 16 x 16 dots Characters can be displayed in the 1, 2, 4, or 8 times width or height. TrueType (GTWIN): 10, 12, 14, 16, 24, 26, 28, 32, 36, 48, and 64 Windows (R): 10, 12, 14, 16, 18, 20, 22, 24, 26, 28, 32, 36, 48, and 64													
	Languages	Japanese, English, Korean, German, French, Spanish, Italian, Simplified Chinese, Traditional Chinese, Turkish													
	Graphics	Straight lines, continuous straight lines, squares, circles, ovals, arcs, elliptic arcs, fan shapes, elliptic fan shapes, beveled squares, bitmaps													
	Number of screens	Approx. 160 screens*3				Approx. 250 screens*3				Approx. 240 screens (GT32M)*3		Approx. 180 screens (GT32T)*3			
	Screen No. that can be set	Base screens: No. 0 to 3FF, Keyboard screens: No. 0 to 7													
	Part functions	Messages, lamps, switches, data, bar graphs, clocks (*), keyboards, and line graphs				Messages, lamps, switches, data, bar graphs, clocks, keyboards, line graphs, and alarm list parts									
	Other functions	Recipe, flow display, write device, and language switching				Recipe, flow display, write device, alarm record, alarm list, and language switching								Sound output *4	
	Clock function	Refers to and displays external clock data. (Not provided with a built-in clock function.)				Provided with a built-in clock function. (Can also refer to and display a PLC clock.) *Buy a commercially available battery.									
	Contrast adjustment	Contrast can be adjusted by using the touch panel.										Not adjustable			
	Automatic communication settings	The communication conditions of dedicated software and PLC can be automatically set by connecting a cable.													
	Debugging function	GT connected between a PC and PLC allows the PLC to be debugged without a direct connection with the PC.													
	Screen creation	Dedicated software should be used. Applicable OS: Windows® 95 (OSR2 or later)/98/Me/2000/NT/XP									2000/XP				
	Touch key resolution		Free layout (8 dots min)												
Touch key operation force		0.5 N max				0.5 N max		0.8 N max.							
Touch key life		1 million operations min													
COM. Port	Communication standard	Conforms to RS232C	Conforms to RS422	Conforms to RS232C	Conforms to RS422	Conforms to RS232C	Conforms to RS422	Conforms to RS232C	Conforms to RS422	Conforms to RS232C	Conforms to RS422	Conforms to RS232C	Conforms to RS422	Conforms to RS232C	Conforms to RS422
	External communication conditions	Baud rate: 9,600/19,200/38,400/57,600/115,200 bps													
		Data bits: 7 or 8 bits Parity: None, Odd, Even Stop bits: 1 bit													
	Protocol	Our FP series supported/General-purpose serial interface supported/Other companies' PLC supported (Refer to the compatible PLC list for manufacturers and models.)													
	Connector	Connector terminal base (8 pins)													
Screen data transfer interface	Communication standard	Tool port (Conforms to RS232C)								USB1.1					
	Communication conditions with personal computers	Baud rate: 9,600/19,200/115,200/230,400 bps*5 Data bits: 8 bits Parity: None, Odd, Even Stop bits: 1 bit								—					
	Protocol	Our dedicated protocol													
	Connector	5-pin mini-DIN								USB TYPE-B					
	Ethernet port	—								—				Yes (100BASE-TX, 10BASE-T) *6, *7	

\*1. When the unit is being installed in a horizontal orientation or FP programmer II is being connected to the TOOL port, the usable range is 0 to +45°C.

\*2. When the unit is being installed in a horizontal orientation, the usable range is 0 to +40°C.

\*3. The number of screens that can be registered varies according to the registered contents.

\*4. WAV format (PCM, 8-KHz sampling rate, 16 bits, mono), Maximum sound data capacity: 512 KB (approx. 30 sec), Maximum registrable number of sound data items: 128

\*5. A USB/RS232C conversion cable should be used to achieve a communication speed of 230,400 bps.

When the TOOL port of GT is set to 230,400 bps, the auto communication setting function of GTWIN cannot be used. Set the communication speed to 230,400 bps on GTWIN before transferring data.

\*6. The unit carries out serial communication data processing at 115.2kbits/s.

\*7. Communications with external equipment (PLC) are not available.

\*8. Simultaneous USB and Ethernet communications are not possible.

## Conformance to the UL/cUL standards

UL/cUL file No.	E96300	UL Standard No.	UL508
-----------------	--------	-----------------	-------

## Memory

Screen data and GTWIN configuration setting data

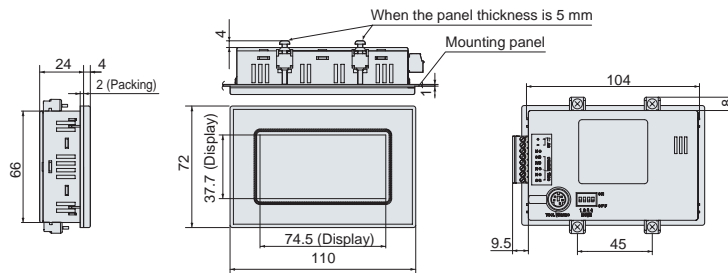
Item	GT01/GT01R	GT11	GT21C	GT32M	GT32T
User's memory	F-ROM	F-ROM	F-ROM	F-ROM	F-ROM
Memory capacity	384 Kbyte	1.375 Mbyte	6.5 Mbyte	2,048 Kbyte	10,176 Kbyte

Clock data, PLC device storage data (24 words max.) and Alarm record data

Item	GT01	GT11	GT21C	GT32M	GT32T
Memory	—	SRAM		SRAM	
Memory backup	—	Lithium battery (replaceable) CR2032, commercially available *Not included. Buy it separately.		Lithium battery (replaceable) AFPX-BATT *Not included. Buy it separately.	

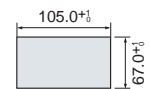
## Dimensions

### GT01



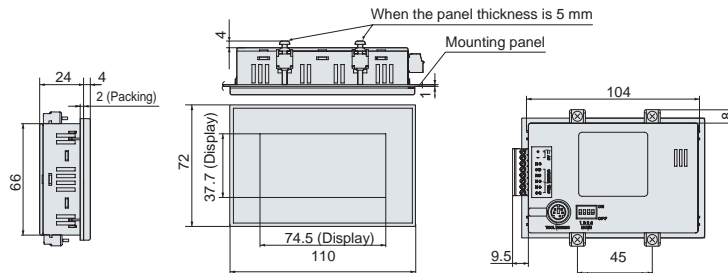
Unit: mm

#### Panel cutout dimensions

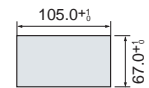


Applicable panel thickness:  
1.0 mm to 5.0 mm

### GT01R

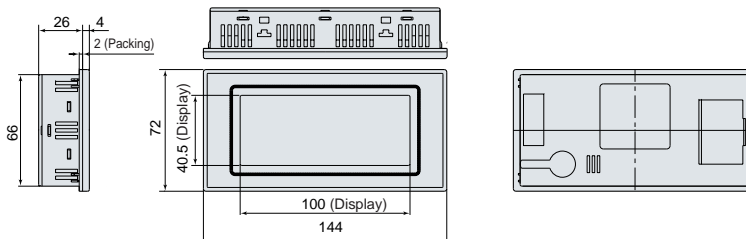


#### Panel cutout dimensions



Applicable panel thickness:  
1.0 mm to 5.0 mm

### GT11

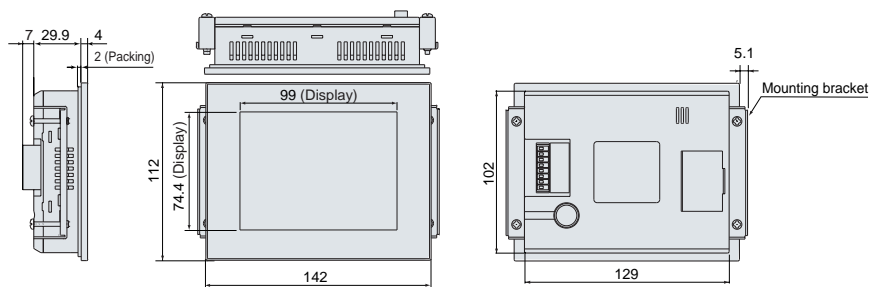


#### Panel cutout dimensions

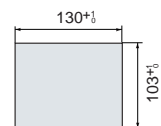


Applicable panel thickness:  
1.0 mm to 5.0 mm

### GT21C

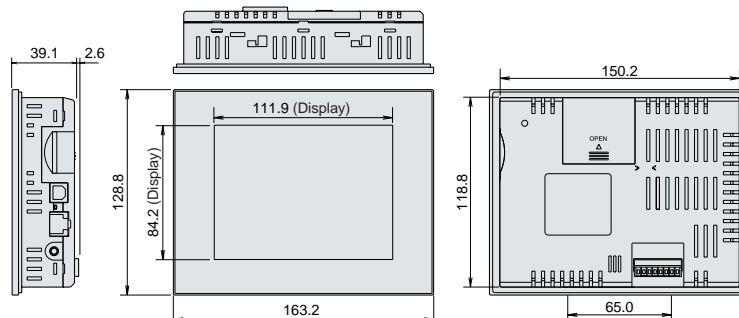


#### Panel cutout dimensions

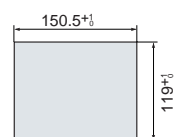


Applicable panel thickness:  
1.0 mm to 5.0 mm

### GT32M/GT32T



#### Panel cutout dimensions



Applicable panel thickness:  
1.0 mm to 5.0 mm

\* The above drawing shows GT32T1. GT32T0 and GT32M do not have an Ethernet port and sound output jack. The display area of GT32M is 116.2 x 87.4 mm.