

THIS DRAWING IS UNPUBLISHED.

RELEASED FOR PUBLICATION

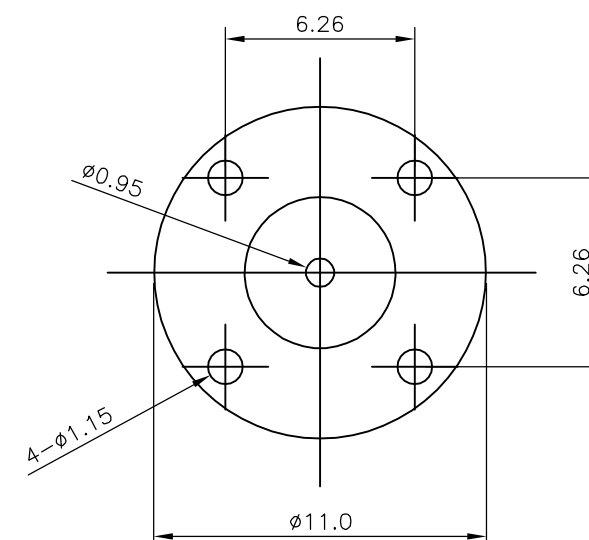
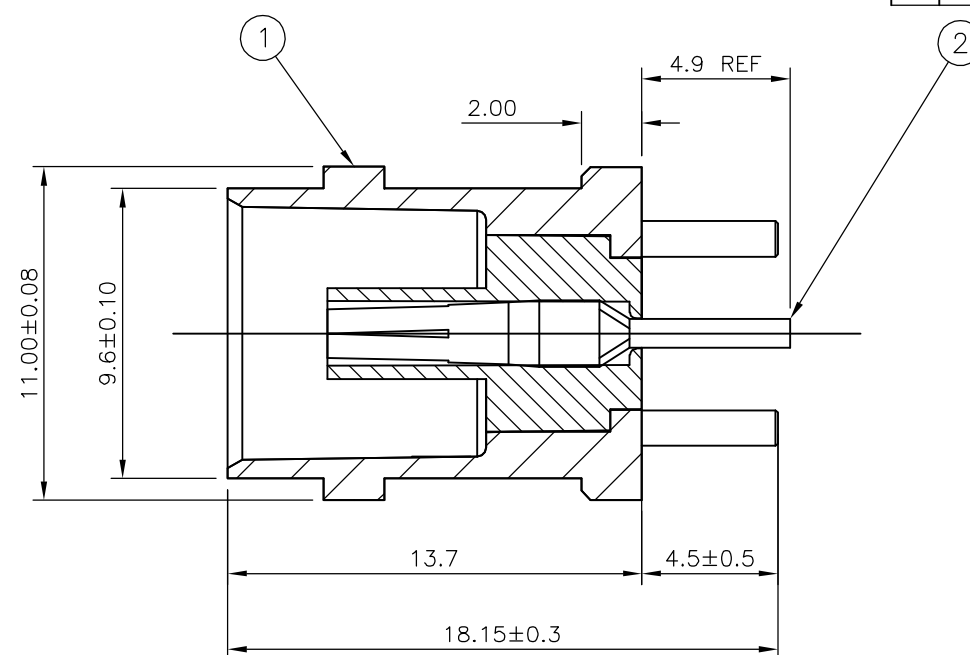
SEP ,2004.

© COPYRIGHT 2004 BY TYCO ELECTRONICS CORPORATION. ALL RIGHTS RESERVED.

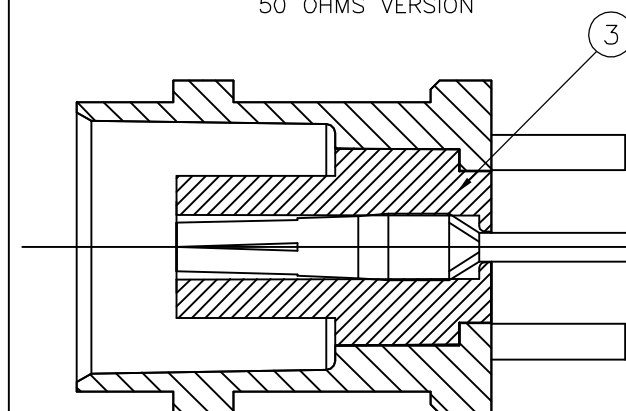
LOC	DIST	REVISIONS				DATE	DWN	APVD
P	LTR	DESCRIPTION						
	B	EBD0-0381-04				17NOV04	JMS	FWK

NOTES

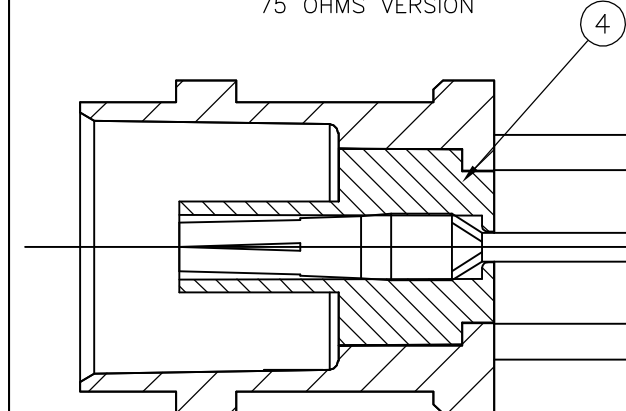
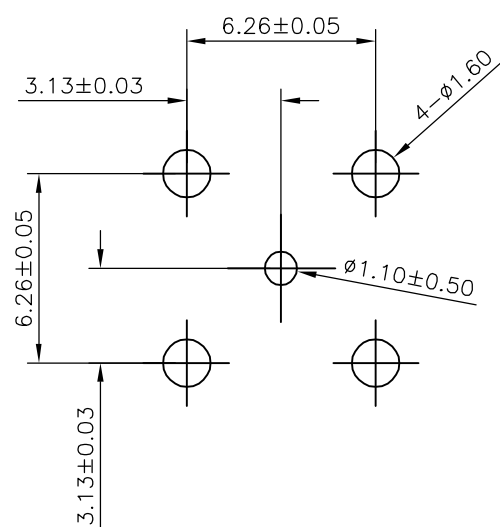
- 1 100 TRAY PACK IN ACCORDANCE WITH AMP SPEC 107-3275
- 2 SINGLE PACK IN ACCORDANCE WITH AMP SPEC 107-3275
- 3 Au PLATING OVER Ni PLATING OVER Cu PLATING
- 4 Ni PLATING OVER Cu PLATING
5. CHARACTERISTICS
FREQUENCY RANGE (50 OHMS): DC-4GHz
FREQUENCY RANGE (75 OHMS): DC-2GHz
INSULATION RESISTANCE: 5000 MOHMS
WORKING VOLTAGE: 500V
DIELECTRIC WITHSTAND VOLTAGE: 1500V RMS
TEMPERATURE RATE: -55°C TO +85°C
CONTACT RESISTANCE: 3 mOHMS
6. MECHANICAL CHARACTERISTICS
DURABILITY: 50 CYCLES



50 OHMS VERSION



75 OHMS VERSION

RECOMMENDED PCB LAYOUT
WITH MOUNTING POSTS

				1	1	—	—	POLYMETHYLPENTENE	INSULATOR	4	
				—	—	1	1	POLYMETHYLPENTENE	INSULATOR	3	
				1	1	1	1	PHOS BRONZE	3	CONTACT	2
				1	1	1	1	ZINC ALLOY	4	BODY	1
				5--3	5--2	5--1	5--0	MATERIAL	DESCRIPTION	ITEM	
				2	1	2	1				
QUANTITY PER ASSY								PARTS LIST			

THIS DRAWING IS A CONTROLLED DOCUMENT.

DWN J.SANDWELL 04MAR04

CHK S.PARLOW 04MAR04

APVD F.WHEELER-KING 04MAR04

PRODUCT SPEC

APPLICATION SPEC

WEIGHT -

CUSTOMER DRAWING

tyco
ElectronicsTyco Electronics Corporation
Bideford, UK, EX39 4HENAME
BNC STRAIGHT LOW PROFILE PCB SOCKET

SIZE CAGE CODE DRAWING NO RESTRICTED TO

A3 00779 C-1634503

SCALE NTS SHEET 1 OF 1 REV B